



LYON

USER INSTRUCTIONS

18mm Polyamide anchor sling with protective sleeve


Code
LSL18-120S

Length 120 cm
Weight 152 g

C € 0598

EN 566:2017
EN 795:2012 Type B

CEN/TS 16415:2013



Web:

lyon.co.uk

Email:

info@lyon.co.uk

Tel:

+44 (0) 15396 24040

CA10 3SS.

Cumbria, United Kingdom.

Penrith,

Old Tebay,

Units 3-7, Tebay Business Park,

Lyon Equipment Ltd.,

NOT



lyon.co.uk/user-instructions

For more detailed user information and to download a PDF copy of these instructions and a Declaration of Conformity follow the link above or scan the QR code with your smart phone

When used for a one person load:

C € 0598

EN 566:2017

"Mountaineering equipment - slings".

EN 795:2012 Type B

"Personal fall protection equipment.

Anchor devices".

When used for a two person load during rescue:

CEN/TS 16415:2013

Type B "Personal fall protection equipment - anchor devices - Recommendations for anchor devices for use by more than one person simultaneously".

When used for rescue, this item is not classed as PPE and is not covered by Regulation (EU) 2016/425.

Approved body

EU Type-examination for Regulation 2016/425 by: Notified Body No. 2777

SATRA Technology Europe Ltd.

Bracetown Business Park, Clonee,
Dublin, D15 YN2P, Ireland.

Breaking load

Breaking load 24 kN

This information to be read and kept in conjunction with the Lyon General User Instructions.

Use

This product is designed as a temporary transportable anchor for climbing and work at height purposes.

This sling forms only one part of a fall arrest system and must not be used alone as a fall arrestor or lanyard. All slings should be regarded as having no energy absorption, and are not designed to absorb dynamic impacts.

The sling will transmit any force applied directly to the structure in the direction in which it is applied.

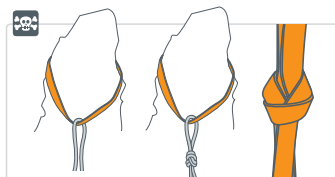
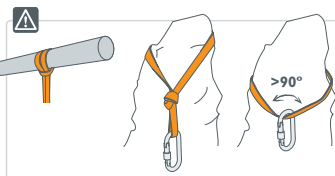
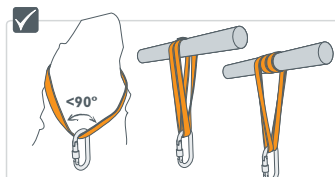
The sling will attempt to align with any applied force, and may slide if the load is not applied perpendicular to the structure.

The sling may be used in conjunction with compatible items of personal fall protection equipment of suitable specification, with due consideration to the limitations of each individual piece of equipment in the safety chain.

Take care if using a karabiner retainer with this sling. The sling and karabiner may become twisted so that the only connection between the karabiner and the sling is the retainer - danger of death. Please see current product information provided by the manufacturer of your karabiner retainer.

This product is Personal Protective Equipment, and should be a personal issue item. In normal usage it is for one person only, but during rescue may be used for a maximum of two people simultaneously. Please note it is NOT lifting equipment.

The effective performance of this sling depends on its strength, the quality of the anchor point, and the skills of the user in placing it. Ensure that anchor points are unquestionably reliable and do not have any sharp or rough edges that could damage the sling.



Performance and ultimate strength will be reduced by tying knots in the sling, larks footing/choking around anchor points, wet and icy conditions, storage and ageing due to use, etc. (list not exhaustive).

Please note that if a protective sleeve is fitted to a sling, this is designed to reduce wear and therefore offer a degree of protection to the sling, consequently the protective sleeve may suffer damage which is non-critical. Thorough inspection will allow the competent inspector to determine if the sling is still serviceable. If you are in any doubt the anchor sling must be removed from service immediately.

Inspection

Slings should be subject to:

- Pre-use checks
- Thorough inspections
- Interim inspections (as appropriate)

The sling should be checked by passing it slowly through the hands (e.g. to detect small cuts in the edges, cuts across the face of the webbing, softening or hardening of fibres, abrasion, ingress of contaminants, broken, cut and worn threads in the stitching). The checks should be undertaken in good light. Any item showing any defect should be withdrawn from service immediately.

It is recommended the sling is marked with the date of the next or last inspection.

Chemicals

Avoid all contact with chemical reagents that could affect the performance of the sling, e.g. acids, caustic substances and oxidising agents. Discard this product immediately if contamination is even suspected to have occurred.

Materials

The webbing and thread used in these slings is polyamide (Nylon). The protective sleeve, if fitted, is made from polyester.

Obsolescence

The maximum lifetime of this sling is ten years from date of manufacture.

Marking

Marking, on the sling label, can be made with an indelible laundry marker.

	Manufacturer's logo
24 kN	Minimum strength when tested to EN 566 & EN 795
idN	Individual serial number will be in the format YYDDD 12345. The first two digits give the year of manufacture, the next three digits the day of the year from 001 to 365 and the five digits after is the number in the series
C € 0598	C € mark and notified body number
EN 566:2017 EN 795:2012 Type B CEN/TS 16415:2013 Type B	Standards to which this item conforms
LSL18-XXX(S)	Product code, where XXX is the length in cm and the (S) denotes a protective sleeve is fitted
	Number of simultaneous users permitted when used in accordance with EN 795
	Number of simultaneous users permitted when used for rescue, in accordance with CEN/TS 16415

End of document -
reverse side intentionally left blank.



General user instructions



LYON Equipment Ltd.,
Units 3-7, Tebay Business Park,
Old Tebay,
Penrith,
Cumbria, United Kingdom,
CA10 3SS.
Tel: +44 (0) 15396 24040
Email: info@lyon.co.uk
Web: lyon.co.uk



lyon.co.uk/user-instructions

Notified body controlling manufacture (where applicable)

Where items of Personal Protective Equipment require an EU type examination in accordance with Personal Protective Equipment (EU) Regulation 2016/425, the body controlling the manufacture is: Notified body No. 0598
SGS Fimko Oy,
P.O. Box 30 (Särkiniementie 3),
00211 HELSINKI, Finland.

WARNING

Make sure that you have read and understood these instructions before using this equipment. These user instructions are to be read and kept along with any other user information provided.

Activities at height are hazardous and may lead to injury or death. It is the user's responsibility, at all times, to ensure that they understand the correct use of any equipment supplied by or through Lyon Equipment, use it only for the purposes for which it is designed, and practice proper safety procedures including having a rescue plan in case of emergency.

This product must not be used outside its limitations, or for any purpose other than those described in the user instructions. Misuses forbidden in these instructions are examples only; many other misuses may exist which could lead to injury or death.

Do not use combinations of items of equipment in which the safe function of any one item is affected or interferes with the safe function of another.

Please note, the information in these user instructions is not exhaustive, and is not a substitute for comprehensive instruction and training by a competent person.

Lyon Equipment is not responsible for any consequences, whether direct, indirect or accidental, resulting from the use of its products.

If you are unsure about the correct use of this product, please contact us.

Who can use this equipment

This equipment should only be used by trained, competent and responsible persons, or the user should be under the direct supervision of a trained, competent and responsible person.

Activities at height should not be undertaken by persons affected by alcohol or drug dependence, diabetes, epilepsy, fits, blackouts, fear of heights, vertigo / dizziness / difficulty with balance, heart disease / chest pain, high or low blood pressure, impaired limb function, obesity, psychiatric illness, musculoskeletal issues, e.g. a bad back.

General instructions for use

Equipment must be checked before each use, to ensure it is serviceable and operates correctly. Checks should also be carried out during use. In addition, a thorough inspection by a competent inspector should be carried out in strict accordance with these user instructions, and a record kept of these inspections.

This product may be used with any compatible item of equipment, keeping in mind the limitations of each item in the safety chain. It should be noted that a full body harness is the only type of harness which may be used in a fall arrest system.

The anchor device or anchor point is of primary importance and should be unquestionably reliable. It should be strong enough to withstand the foreseeable maximum load that could be applied e.g. in the event of a fall.

When selecting an anchor, the anticipated directions of loading and potential loads should be taken into account.

Anchors should be selected and positioned to allow work to be carried out in such a way as to minimise the potential for a fall and potential fall distance, for example by keeping the anchor point / device above the user.

Anchors should not have sharp or rough edges which could damage equipment (use edge protection if necessary).

On each occasion of use, verify the free space required beneath the user in order to avoid an impact. Always try to place protection so that any fall will be stopped before the user hits the ground or any other obstruction. Remember to allow for rope stretch and slippage in the belay device or rope ascender / descender. In a fall arrest situation, the user must be protected from dynamic forces of greater than 6 kN in the event of a fall, e.g. by use of a fall arrest system incorporating an EN 355 energy absorber.

Maintaining your equipment

Wash in clean water not exceeding 30°C with pure soap and rinse in clean cold water. Do not use chemical products, solvents or detergents – these should be regarded as harmful.

Due to the difficulties in effectively disinfecting equipment, we recommend that any contaminated equipment should be withdrawn from use and disposed of in a suitable manner.

Equipment must be clean and dry before storing. Always allow to dry naturally, away from direct heat. Equipment should be stored in a cool, dry, well-ventilated area, away from excessive heat, high humidity, sharp edges, corrosives, sunlight or other sources of ultraviolet light (UV) and other possible causes of damage.

During transport, this product should be protected from abrasion, mechanical damage, chemical contamination, UV and heat.

Textiles

Always keep textile items at temperatures between -30°C and +50°C.

Metal items

Always keep metal items at temperatures between -20°C and +60°C.

No alterations, additions or repairs may be made to this product without the manufacturer's prior written consent; if done, the repair must be carried out by a competent person for repair authorised by Lyon Equipment to make the repair; and in accordance with specified procedures.

These instructions must be strictly adhered to.

Inspection

A thorough inspection should be carried out at least every 6 months by a competent inspector in accordance with these user instructions. A record of these checks should be kept with the product along with these user instructions. In addition, interim inspections should be carried out where products are used intensively, or in particularly harsh environments where damage is more likely to occur, or where legislation or the type of equipment make it necessary.

Pre-use and thorough inspections are essential because the user's level of protection depends on the continuing correct performance of this product.

PPE (Personal Protective Equipment) inspection training is available from Lyon Equipment.

Document continues overleaf

